

**HINDUSTHAN COLLEGE OF ENGINEERING AND TECHNOLOGY**

**Coimbatore 641 032, Tamilnadu, India**

**Phone : 0422 4242424, website : [www.hicet.ac.in](http://www.hicet.ac.in)**

**HINDUSTHAN  
EDUCATIONAL AND**



**CHARITABLE TRUST**

**HICET**

**OCoE Annual Report**

**2019-2020**



## 1. Introduction

- ❖ The Controller of Examinations office is committed to plan the speedy process in uploading best management practices following a credible, valid, effective system that responds best in quality to the demand of a knowledge society.
- ❖ To provide a high level of confidentiality, security and transparent evaluation system vital for strengthening confidence among the users of its services in general.
- ❖ The COE office prepares an annual schedule of the general activities of this office. Also plans for the date of examinations, valuation and result publication of each semester. Based on the planned schedule, the office notifies and communicates the details in the college website, all departments and notice boards.
- ❖ The Academic Calendar was prepared for every semester with 90 working days. In this we have tentatively planned Continuous Internal Assessment test, Exam fees, Practical Examination, Attendance Proforma submission, Model Examination, End Semester Examination schedule, Valuation and Result for the Academic year 2019-2020 Odd Semester and Even Semester.
- ❖ **Board of Studies Meeting** was held on 01.12.2019, and 21.03.2020 at the Board Room for various UG and PG programmes.
- ❖ **The 5<sup>th</sup> Academic Council Meeting** was held on 19.09.2020 for the academic year 2019-2020. The Regulation 2019 (UG) were submitted and were approved by the members of Academic Council.
- ❖ The database of total strength of 1049 **first year Undergraduate**, 59 **Postgraduate programmes** students with high quality photographs are uploaded / imported into the software and verified with students.
- ❖ The Examination Committee meeting for Academic Year 2018-2019 was held on 03.06.2019 & 17.12.2019.



- ❖ 34 Students was rejoined, 1 Student were transferred from the other colleges and 124 Students were admitted in Lateral Entry in various programmes for the academic year 2019-2020
- ❖ Panel of External Examiners are collected from BoS chairman, from the other colleges with template request and examiner direct request based on the subject specialization for each programme.
- ❖ Exam applications were issued to the students a month prior, and Hall tickets are issued based on the attendance proforma three days before commencement of the examination.
- ❖ Question paper feedback was collected from the course coordinator and scrutinized with HOD for Comments.
- ❖ **Result Passing Board Meeting** was conducted on 14.01.2020 for the Odd Semester and 22.09.2020 for the Even Semester. The University Nominee approved the results and they were published on our college website.
- ❖ 66.19 percentage of results (2970//4487 students) produced in the Undergraduate programmes and 86.8 percentage of results (171/197) produced in the Postgraduate programmes in the academic year 2019-2020.(Odd)
- ❖ 98.67 percentage of results (4454/4514 students) produced in the Undergraduate programmes and 98.98 percentage of results (195/197 students) produced in the Postgraduate programmes in the academic year 2019-2020.(Even).
- ❖ **The Malpractice Meeting** was conducted on 07.02.2020 (Odd) and 28.10.2020 (Even) to discuss the malpractice cases and issues / special grievances of the students in the examination.
- ❖ Revaluation / Re-totaling requests were updated and informed the students.



- ❖ A report of the results including class obtained were prepared as per the university format and sent to the Anna University for getting the Provisional Certificate for UG & PG Programmes.

**2. The following are the summary of Schedule and dates for**

Notifications	Dates	
	ODD Semester	EVEN Semester
Exam time table releasing	07.09.2019	03.02.2020
Exam fee collection without fine	31.10.2019	03.03.2020
Exam fee collection with fine	07.11.2019	09.03.2020
CIA consolidated marks submission	15.11.2019	07.03.2020
Examination schedule	18.10.2019 to 30.11.2019 10.12.2019 to 30.12.2019	The ESE results are published based on AU circular dated 12.09.2020 due to COVID-19
Central valuation dates (from – to)	05.11.2019 to 03.12.2019 19.12.2019 to 06.12.2020	
Result publication dates	14.01.2020	22.09.2020
Last date for submission of the revaluation application form	27.01.2020	17.10.2020

**3. Result outcome**

Programme	ODD Semester			Even Semester		
	Appeared	Passed	%	Appeared	Passed	%
<b>UG</b>	4487	2970	66.19	4514	4454	98.67
<b>PG</b>	197	171	86.80	197	195	98.98
<b>Total</b>	<b>4684</b>	<b>3141</b>	<b>67.06</b>	<b>4711</b>	<b>4651</b>	<b>98.73</b>



#### 4. Malpractices


<b>Programme</b>	<b>ODD semester</b>	<b>EVEN semester</b>
No. of students	43	01

#### 5. Student compliances/Grievances about Evaluation

	<b>Total strength appeared</b>	No of students applied for revaluation	Leading to change in marks
<b>ODD semester</b>	4684	12	8
<b>EVEN semester</b>	4711	3	3




## 6. Result Analysis



**HICET**


**HINDUSTHAN COLLEGE OF ENGINEERING AND TECHNOLOGY**  
*(An Autonomous Institution, Approved by AICTE, New Delhi, Affiliated to Anna University, Chennai,  
 Accredited with "A" Grade by NAAC)*  
**COIMBATORE 641 032**



ISO 9001:2015  
**TÜVRheinland**  
 CERTIFIED  
 www.tuv.com  
 ID 9105039275


**UG Programmes Result Analysis Nov 2019- ODD Semester**

CODE	DEPARTMENT	2016 - 2020		2017 - 2021		2018 - 2022		2019 - 2023		Total Appeared	Total Pass	%
		No of Appeared	No of Pass	No of Appeared	No of Pass	No of Appeared	No of Pass	No of Appeared	No of Pass			
101	B.E. AERONAUTICAL ENGINEERING	104	71	101	68	96	45	71	45	372	229	61.56
102	B.E. AUTOMOBILE ENGINEERING	59	43	66	53	48	19	28	12	201	127	63.18
103	B.E. CIVIL ENGINEERING	127	69	122	46	95	18	52	20	396	153	38.64
104	B.E. COMPUTER SCIENCE AND ENGINEERING	157	139	156	121	149	98	173	113	635	471	74.17
105	B.E. ELECTRICAL AND ELECTRONICS ENGINEERING	118	95	105	64	82	48	55	27	360	234	65.00
106	B.E. ELECTRONICS AND COMMUNICATION ENGINEERING	138	120	122	90	152	91	138	89	550	390	70.91
107	B.E. ELECTRONICS AND INSTRUMENTATION ENGINEERING	50	41	35	28	17	13	28	17	130	99	76.15
108	B.E. MECHANICAL ENGINEERING	192	164	194	129	197	77	106	50	689	420	60.96
109	B.E. MECHATRONICS ENGINEERING	118	106	106	85	105	60	65	45	394	296	75.13
110	B.TECH INFORMATION TECHNOLOGY	98	78	85	72	98	61	108	59	389	270	69.41
111	B.E. AGRICULTURE ENGINEERING					36	27	54	47	90	74	82.22
112	B.E. BIO MEDICAL ENGINEERING					54	41	60	43	114	84	73.68
113	B.TECH FOOD TECHNOLOGY					56	36	58	51	114	87	76.32
114	B.TECH CHEMICAL ENGINEERING							53	36	53	36	67.92
<b>TOTAL</b>		<b>1161</b>	<b>926</b>	<b>1092</b>	<b>756</b>	<b>1185</b>	<b>634</b>	<b>1049</b>	<b>654</b>	<b>4487</b>	<b>2970</b>	<b>66.19</b>



**HICET**

**HINDUSTHAN COLLEGE OF ENGINEERING AND TECHNOLOGY**  
*(An Autonomous Institution, Approved by AICTE, New Delhi, Affiliated to Anna University, Chennai,  
 Accredited with "A" Grade by NAAC)*  
**COIMBATORE 641 032**



ISO 9001:2015  
**TÜVRheinland**  
 CERTIFIED  
 www.tuv.com  
 ID 9105039275

**PG Programmes Result Analysis Nov 2019 - ODD Semester**

CODE	PG - DEPARTMENT	2017 - 2020		2018 - 2020		2019 - 2021		Total Appeared	Total Pass	%
		No of Appeared	No of Pass	No of Appeared	No of Pass	No of Appeared	No of Pass			
201	M.E. APPLIED ELECTRONICS									
202	M.E. COMMUNICATION SYSTEMS									
203	M.E. COMPUTER SCIENCE AND ENGINEERING			1	1			1	1	100.00
205	M.E. CAD / CAM			1	1			1	1	100.00
206	MASTER OF BUSINESS ADMINISTRATION			55	52	59	48	114	100	87.72
		<b>2017 - 2020</b>		<b>2018 - 2021</b>						
207	MASTER OF COMPUTER APPLICATIONS	32	29	49	40			81	69	85.19
<b>TOTAL</b>		<b>32</b>	<b>29</b>	<b>106</b>	<b>94</b>	<b>59</b>	<b>48</b>	<b>197</b>	<b>171</b>	<b>86.80</b>





**HINDUSTHAN COLLEGE OF ENGINEERING AND TECHNOLOGY**  
*(An Autonomous Institution, Approved by AICTE, New Delhi, Affiliated to Anna University, Chennai, Accredited with "A" Grade by NAAC)*



**COIMBATORE 641 032**  
**UG Programmes Result Analysis APR 2020- EVEN Semester**

CODE	DEPARTMENT	2016-2020		2017-2021		2018-2022		2019-2023		Total Appeared	Total Pass	%
		No of Appeared	No of Pass	No of Appeared	No of Pass	No of Appeared	No of Pass	No of Appeared	No of Pass			
101	B.E. AERONAUTICAL ENGINEERING	104	91	102	102	99	99	70	70	375	362	96.53
102	B.E. AUTOMOBILE ENGINEERING	59	56	66	66	49	49	28	28	202	199	98.51
103	B.E. CIVIL ENGINEERING	126	115	125	125	98	98	52	52	401	390	97.26
104	B.E. COMPUTER SCIENCE AND ENGINEERING	156	144	160	160	149	149	175	175	640	628	98.13
105	B.E. ELECTRICAL AND ELECTRONICS ENGINEERING	118	115	106	106	82	82	56	56	362	359	99.17
106	B.E. ELECTRONICS AND COMMUNICATION ENGINEERING	138	132	122	122	153	153	138	138	551	545	98.91
107	B.E. ELECTRONICS AND INSTRUMENTATION ENGINEERING	50	46	35	35	17	17	28	28	130	126	96.92
108	B.E. MECHANICAL ENGINEERING	192	187	197	197	195	195	109	109	693	688	99.28
109	B.E. MECHATRONICS ENGINEERING	118	117	109	109	108	108	66	66	401	400	99.75
110	B.TECH INFORMATION TECHNOLOGY	96	94	86	86	98	98	108	108	388	386	99.48
111	B.E. AGRICULTURE ENGINEERING					36	36	54	54	90	90	100.00
112	B.E. BIO MEDICAL ENGINEERING					54	54	60	60	114	114	100.00
113	B.TECH FOOD TECHNOLOGY					56	56	58	58	114	114	100.00
114	B.TECH CHEMICAL ENGINEERING							53	53	53	53	100.00
<b>TOTAL</b>		<b>1157</b>	<b>1097</b>	<b>1108</b>	<b>1108</b>	<b>1194</b>	<b>1194</b>	<b>1055</b>	<b>1055</b>	<b>4514</b>	<b>4454</b>	<b>98.67</b>



**HINDUSTHAN COLLEGE OF ENGINEERING AND TECHNOLOGY**  
*(An Autonomous Institution, Approved by AICTE, New Delhi, Affiliated to Anna University, Chennai, Accredited with "A" Grade by NAAC)*



**COIMBATORE 641 032**  
**PG Programmes Result Analysis Apr 2020 - Even Semester**

CODE	PG - DEPARTMENT	2017-2020		2018-2020		2019-2021		Total Appeared	Total Pass	%
		No of Appeared	No of Pass	No of Appeared	No of Pass	No of Appeared	No of Pass			
201	M.E. APPLIED ELECTRONICS									
202	M.E. COMMUNICATION SYSTEMS									
203	M.E. COMPUTER SCIENCE AND ENGINEERING			1	1			1	1	100.00
205	M.E. CAD / CAM			1	1			1	1	100.00
206	MASTER OF BUSINESS ADMINISTRATION			55	53	59	59	114	112	98.25
		<b>2017 - 2020</b>		<b>2018 - 2021</b>						
207	MASTER OF COMPUTER APPLICATIONS	32	32	49	49			81	81	100.00
<b>TOTAL</b>		<b>32</b>	<b>32</b>	<b>106</b>	<b>104</b>	<b>59</b>	<b>59</b>	<b>197</b>	<b>195</b>	<b>98.98</b>



## 7. New Initiative

Dummy numbering system was introduced for all UG & PG programmes. Students can access the revaluation applications directly from the college website. Introduced centralized internal examinations for UG/PG Programmes. The Continuous Internal Examinations were conducted using Testmoz Online Platform tool.



**Controller of Examinations**

Controller of Examinations  
Hindusthan College of Engineering and Technology  
Coimbatore - 641 032.



**Principal**

**PRINCIPAL**  
Hindusthan College Of Engineering & Technology  
**COIMBATORE - 641 032.**

